

Lesson 80 - Thank You for My Home

Aims

- * To thank God and our parents for our home
- * To learn to appreciate our home and the things in it

Materials

- * Story - *"Thank you for my House"* from The Toddlers Bedtime Story Book by V. Gilbert Beers
- * Matching pictures of items in the home
- * A picture to colour

Lesson Outline

1. Introduction
 2. Story and Discussion
 3. Activities - matching pictures, "Thank you God for my home", colour a picture
 4. Review the aims
 5. Prayer
-

1) Introduction

- * Talk to the children about their home. Where is it? What does it look like? Is it a house or an apartment? What do you do there? What do you like about it? Today's story is about a house.

2) Story and Discussion

- * In the story what can we thank God for?

- kitchen to make food
- back door to play outside
- washing machine for clean clothes
- bedroom to sleep and play
- daddy's chair for stories
- stairs to walk and have fun
- warm house on cold nights
- bathroom to clean
- wardrobe to hang clothes
- for helping mummy and daddy get the house

- * Ask the children about their home and what they are grateful for

4) Activities

- * Matching pictures

Show the children the pictures of the things we use at home. Show the matching set of pictures. Ask the children to pair them. As they do so, help them to be more aware of and appreciate all the good things we have at home and to thank God. Help them to understand that their parents work hard to get their home and all the things in it.

1. Bath, soap
2. Cooker, frying pan
3. Door, Door handle
4. Washing machine, clothes line
5. Wardrobe, shirt
6. TV, remote control
7. Freezer, ice cream
8. Toaster, bread
9. Book shelf, books
10. Dishwasher, dishes
11. Table, chair
12. Window, blinds
13. Lamp stand, light bulb



* “Thank-you God for my home”



This game helps children express gratitude for things God has given them.

1. Lay the cards on the table, face up, beside the game board. Choose a card and ask the children which picture on the game board it goes with. Discuss ways the two objects relate to each other. Hand the card to someone to place it beside its game board.
2. Children take turns choosing a card, finding its pair and placing the card on the game board. Ask each child to give a reason to be thankful to God for the two items.

* Colour a picture of a house

5) Prayer

End with a prayer. Ask each child to say thank you for something in their home. Go around more than once if children have more ideas. Encourage children to take care of their home.

6) Review the aims

- * To thank God and our parents for our home
- * To learn to appreciate our home and the things in it

Thank You for My House



1. Thank You, God, for my house. Thank You for the kitchen. Mummy makes wonderful food for me there.



2. Thank You, God, for my house. Thank You for the back door. That's where I run outside to play.



3. Thank You, God, for my house. Thank You for our washing machine. That helps me have clean clothes to wear.



4. Thank You, God, for my house. Thank You for my bedroom. It's so warm and cosy. I love to play there too.



5. Thank You, God, for my house. Thank You for the chair where Daddy sits. He likes to read to me there.



6. Thank You, God, for my house. Thank You for the stairs. It's so much fun to walk to my room. It's fun to bump down the stairs too.



7. Thank You, God, for my house. Thank You that its nice and warm on a cold winter night.



8. Thank You, God, for my house. Thank You for the bathroom. Mummy helps me get fresh and clean there.





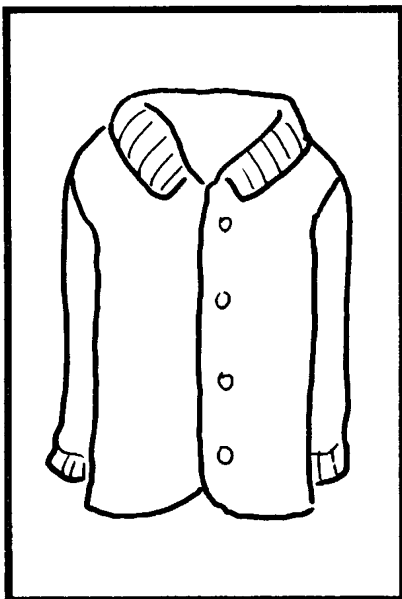




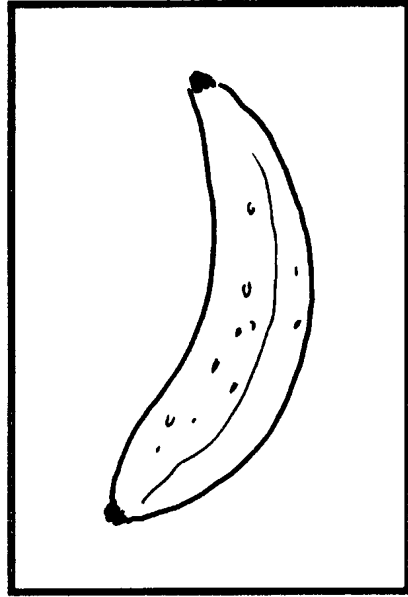

9. Thank You, God, for my house. Thank You for my wardrobe. I'm glad when Mummy helps me hang up my clothes.








10. Thank You, God, for my house. Thank You for all of it. I know You helped Mummy and Daddy get it. Thank You. Thank You.






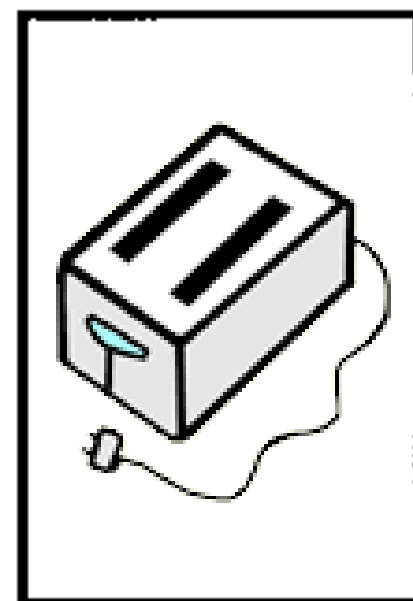

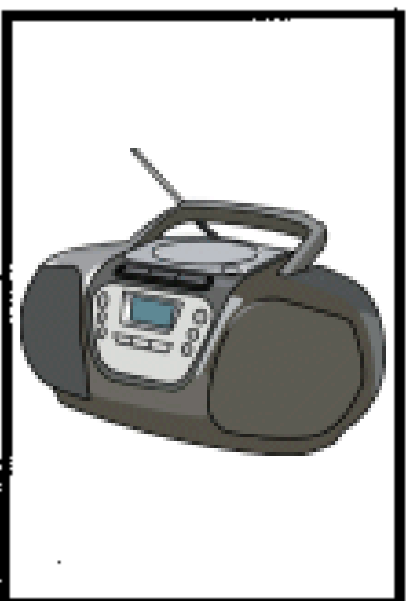



Thank you God
for my home



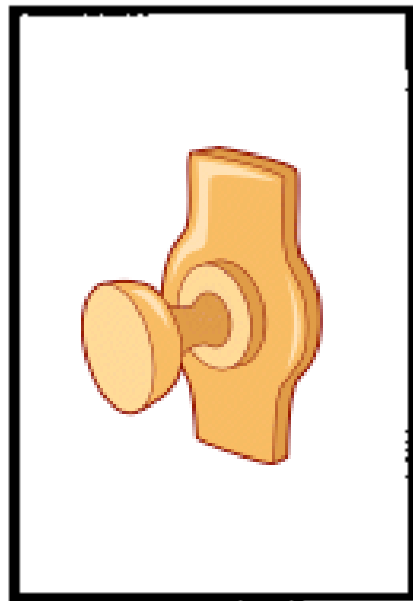




















My Book of God
Unit 7 - We Learn God's Way

(78)

**Thank you for my
House**

13 pairs